

TX-RGB3A140-003K

PRODUCT SPECIFICATION

Approved by:

Checked by:

Prepared by:

Part No.	TX-RGB3A140-003K	Spec No.	WKF-BA3086	Page	1 of 8
-----------------	------------------	-----------------	------------	-------------	--------

TYANSHINE 广州市深鑫光电有限公司
Guangzhou Tianxin Photoelectric Co., Ltd

TYANSHINE 广州市深鑫光电有限公司
Guangzhou Tianxin Photoelectric Co., Ltd

TYANSHINE 广州市深鑫光电有限公司
Guangzhou Tianxin Photoelectric Co., Ltd

TYANSHINE 广州市深鑫光电有限公司
Guangzhou Tianxin Photoelectric Co., Ltd


TYANSHINE 广州市深鑫光电有限公司
Guangzhou Tianxin Photoelectric Co., Ltd

TYANSHINE 广州市深鑫光电有限公司
Guangzhou Tianxin Photoelectric Co., Ltd

TYANSHINE 广州市深鑫光电有限公司
Guangzhou Tianxin Photoelectric Co., Ltd

Notes:

- 1.All dimensions are in millimeters (inches).
- 2. Tolerance is



Part No.	TX-RGB3A140-003K	Spec No.	WKF-BA3086	Page	3 of 8
-----------------	------------------	-----------------	------------	-------------	--------

Characteristics at $I_f=700mA$, $V_r=5V$ ($T_a=25^\circ C$)

Parameter	Symbol	Emitting Color	Values			Units
			Min.	Typ.	Max.	
Luminous Flux	N _v	R	115	130	—	lm
		G	195	210	—	
		B	30	40	—	
Viewing Angle at 50° IV	2 1/2	R	—	140	—	Deg
		G	—	140	—	
		B	—	140	—	
Peak Emission Wavelength	p	R	625	630	635	nm
		G	510	515	520	
		B	445	448	450	
Dominant Wavelength	d	R	620	622	625	nm
		G	520	523	525	
		B	452	455	463	
Spectral Line Half-Width		R	15	20	25	nm
		G	25	30	35	
		B	15	20	25	
Forward Voltage	V _f	R	2.0	2.3	2.6	V
		G	3.0	3.3	3.6	
		B	3.0	3.3	3.6	
Reverse Current	I _R	—	—	—	10	μA
Thermal Resistance Junction to Case	R _{J-C}	—	—	10	—	K/W
Temperature Coefficient of Forward Voltage	V _{F/T}	—	—	-2	—	mV/

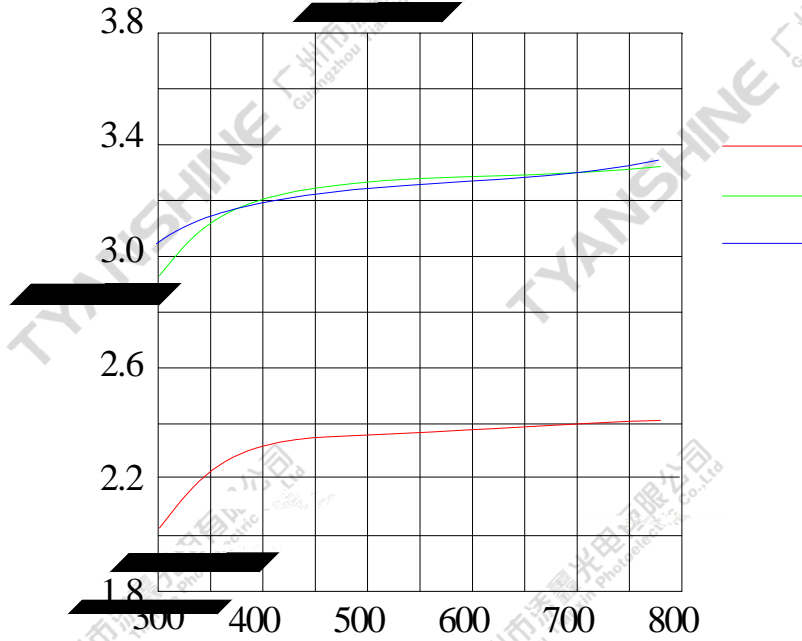
Notes:

- Luminous intensity is measured with a light sensor and filter combination that approximates the CIE eye-response curve.
- 1/2 is the off-axis angle at which the luminous intensity is half the axial luminous intensity
- The dominant wavelength (d) is derived from the CIE chromaticity diagram and represents the single wavelength which defines the color of the device.
- Flux is measured with an accuracy of ±15%.
- Forward voltage is measured with an accuracy of ±0.15V.

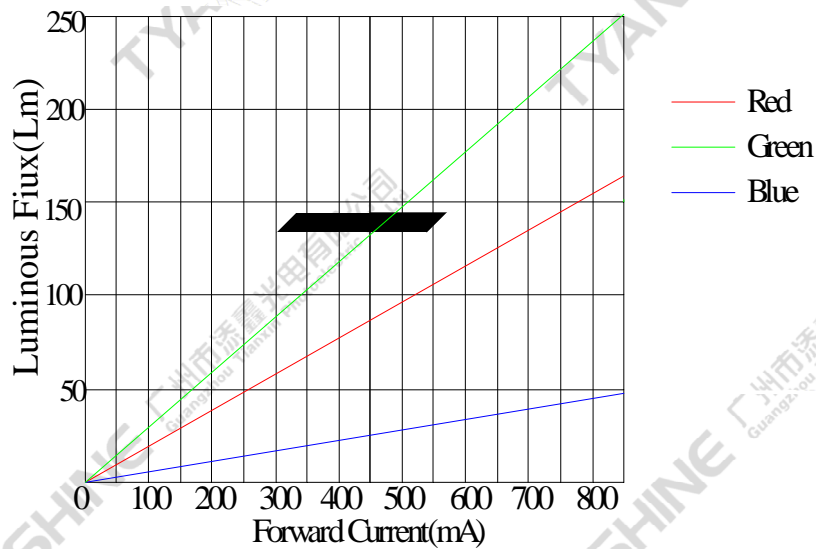
Part No.	TX-RGB3A140-003K	Spec No.	WKF-BA3086	Page	4 of 8
-----------------	------------------	-----------------	------------	-------------	--------

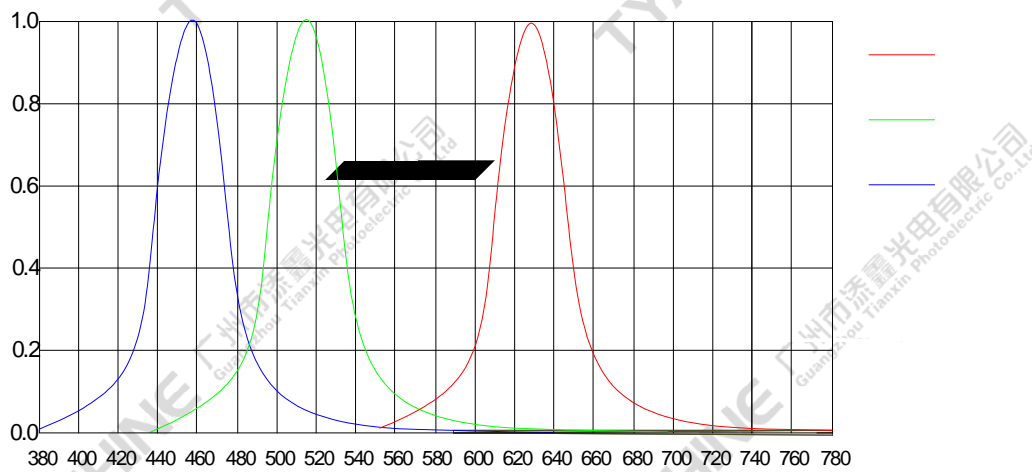
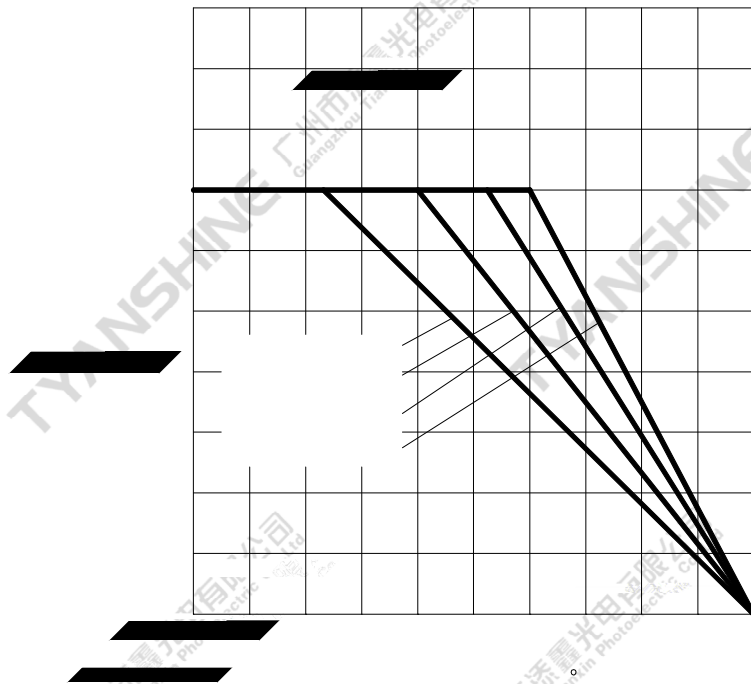
Typical Electrical / Optical Characteristics Curves

(25 Ambient Temperature Unless Otherwise Noted)

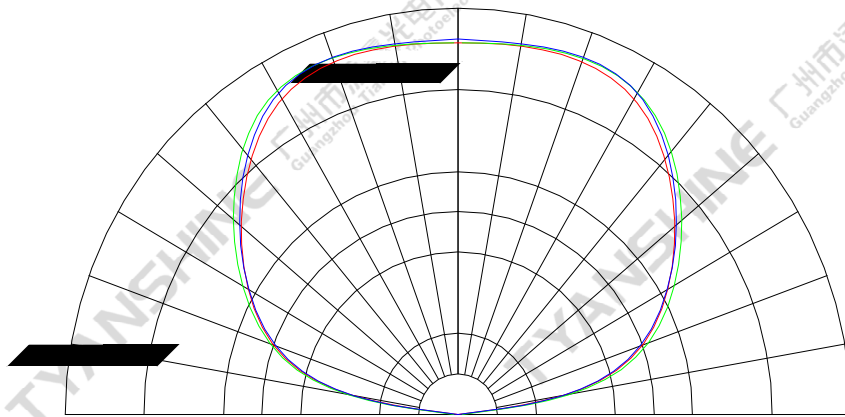


Forward Current VS. Luminous Flux





Beam Patter



Relative intensity (LOP@ MAX=1)

Notes:

- 1. $I_{1/2}$ is the off axis angle from lamp centerline where the luminous intensity is 1/2 of the peak value.
- 2. View angle tolerance is \pm [redacted]

Part No.	TX-RGB3A140-003K	Spec No.	WKF-BA3086	Page	7 of 8
----------	------------------	----------	------------	------	--------

TYANSHINE 广州市深鑫光电有限公司
Guangzhou Tianxin Photoelectric Co., Ltd

TYANSHINE 广州市深鑫光电有限公司
Guangzhou Tianxin Photoelectric Co., Ltd

TYANSHINE 广州市深鑫光电有限公司
Guangzhou Tianxin Photoelectric Co., Ltd

TYANSHINE 广州市深鑫光电有限公司
Guangzhou Tianxin Photoelectric Co., Ltd

TYANSHINE 广州市深鑫光电有限公司
Guangzhou Tianxin Photoelectric Co., Ltd

TYANSHINE 广州市深鑫光电有限公司
Guangzhou Tianxin Photoelectric Co., Ltd